

Completer's Report 2016 - 2017



Contains 5 years of comparative data

List of Tables and Figures

	page no.
Table 1. Graduate Totals from 2012-2013 to 2016-2017 Academic Years and by Gender, by Ethnicity, and by Award Type (Excluding TCA) 1
Figure 1. Visual Representation of Total Awards and Total Graduates for 2012-2013 to 2016-2017 Academic Years 1
Figure 2. Visual Representation of Graduates in 2016-2017 Academic Year by Gender 1
Figure 3. Visual Representation of Graduates in 2016-2017 Academic Year by Ethnicity 1
Figure 4. Visual Representation of Graduates in 2016-2017 Academic Year by Degree Type 1
Table 2. List of Programs with CIP Code and Award Counts from 2012-2013 to 2016-2017 Academic Years 2
Table 3. TCA Completer Totals from 2012-2013 to 2016-2017 Academic Years and by Gender, and by Ethnicity 4
Table 4. List of TCA Programs with CIP Code and Award Counts from 2012-2013 to 2016-2017 Academic Years 5

Table 1. Graduate Totals from 2012-2013 to 2016-2017 Academic Years & by Gender, by Ethnicity, and by Award Type (Excluding TCA)

	2012-2013	2013-2014	2014-2015	2015-2016	2016-2017
Total Graduates (unduplicated)	1,902	2,680	2,237	2,513	2,287
Total Degrees Awarded (includes multiple awards)	1,983	2,928	2,376	2,691	2,479

Total Graduates by Gender (unduplicated)					
Male	534	795	676	806	734
Female	1,368	1,885	1,561	1,707	1,553

Total Graduates by Ethnicity (unduplicated)					
Asian	85	95	90	81	84
Native Hawaiian or Other Pacific Islander	2	3	2	4	1
American Indian or Alaska Native	10	11	7	8	11
Black or African American	515	799	750	893	885
Hispanic/Latino	113	227	187	220	198
White	962	1,224	982	1,086	934
Nonresident alien		30	25	40	35
Two or more races	33	57	55	69	54
Race and ethnicity unknown	182	234	139	112	85

Total Awards (includes multiple awards)					
Associate Degree	1,242	1,368	1,344	1,385	1,275
Post Associate Certificate	25	23	17	23	23
Technical Diploma	77	100	82	100	100
Certificate	639	1,437	933	1,183	1,081

Figure 1. Total Awards and Total Graduates for 2012-2013 to 2016-2017 Academic Years

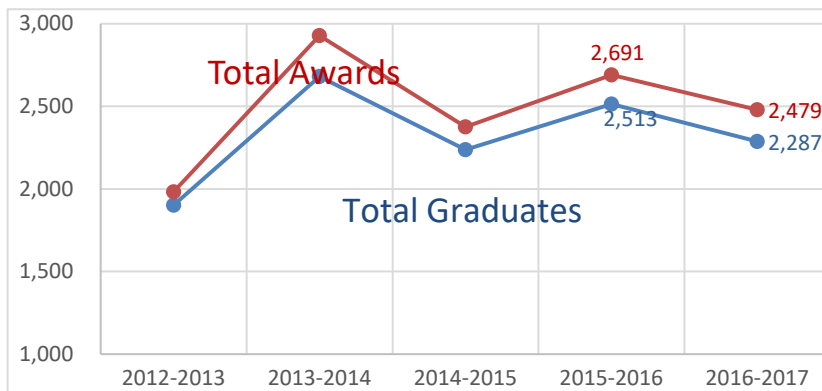


Figure 2. Graduates in 2016-2017 Academic Year by Gender

2016-2017 by Gender

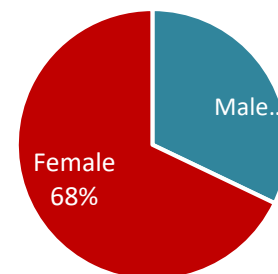


Figure 3. Graduates in 2016-2017 Academic Year by Ethnicity

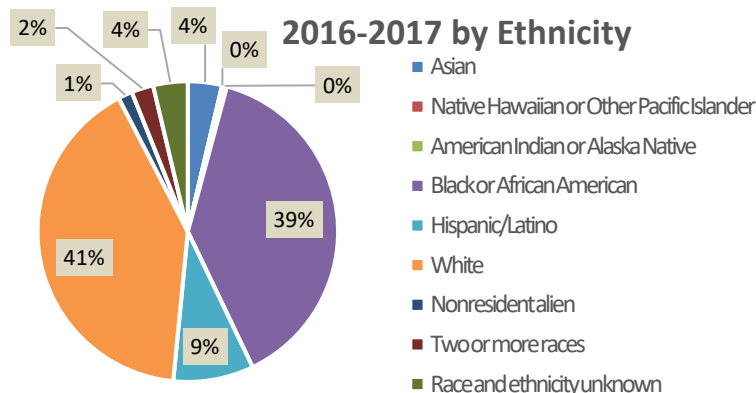


Figure 4. Graduates in 2016-2017 Academic Year by Degree Type

2016-2017 BY AWARDS

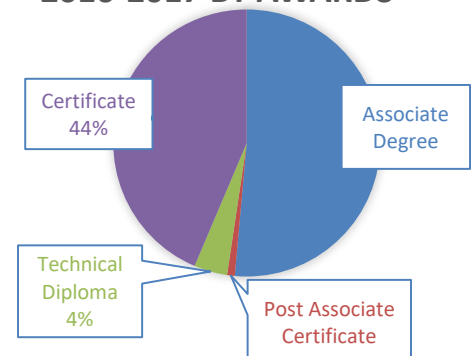


Table 2. List of Programs with CIP Code and Award Counts from 2012-2013 to 2016-2017 Academic Years

CIP Code	Program	Degree	2012-2013	2013-2014	2014-2015	2015-2016	2016-2017
520302	Accounting Degree	AS	11	4	4	0	1
520302	Accounting	AAS	48	52	48	60	62
520302	Accounting Technology: Account Clerk	CTS	10	66	41	80	70
520302	Accounting Technology	AAS	0	0	0	0	0
520302	Accounting Technology	TD	0	0	0	0	0
520401	Administrative Office Technology	AAS	7	15	7	1	1
520401	Administrative Office Technology - Office Assistant	CTS	1	5	0	0	0
470201	A/C Certified HVAC Technician	CTS	1	3	1	32	32
470201	A/C Master HVAC/R Technician	TD	9	10	3	9	16
161603	American Sign Language Interpreting	AA	11	16	10	2	10
161603	American Sign Language Studies	CTS	0	0	0	0	0
150101	Architectural/Design Construction Technology	AAS	12	11	7	8	7
240199	Associate Science- Louisiana Transfer Degree	ASLT	10	16	30	31	26
240199	Associate Arts & Humanities - Louisiana Transfer Degree	AALT	6	9	25	24	33
470604	Automotive Technology: Power Train Technician	CTS	0	0	0	0	0
120402	Barber-Styling	TD	0	4	7	3	6
460401	Building Technology Specialist: Electrical	CTS	0	0	0	0	0
460401	Building Technology Specialist	TD	0	0	0	0	0
520101	Business Administration	AS	113	117	88	81	89
520201	Business and Management	AAS/AS	76	73	89	98	86
190709	Care and Development of Young Children	AAS	39	37	25	39	38
460201	Carpentry	CTS	1	4	7	8	3
460201	Carpentry	TD	3	0	0	0	0
150201	Civil & Construction Applied Engineering Technology	AAS	4	6	10	11	10
150201	Civil Construction Technology	AAS	2	1	1	0	0
470199	Computer/Electronics Service Technology	CTS	3	4	3	3	4
151301	Computer Aided Design and Drafting	AAS	22	16	26	22	18
151301	Computer Aided Design and Drafting	CTS	21	57	36	14	26
110301	Computer Information Technology	AAS	16	30	24	35	46
110901	Computer Network Technology	AAS	11	10	13	13	13
522001	Construction Management Technology	AAS	5	2	1	0	0
120401	Cosmetology	TD	5	21	31	14	28
120413	Cosmetology Teacher Trainer	CTS	9	0	0	0	0
430107	Criminal Justice	AA	67	64	58	76	54
120503	Culinary Arts	CAS	2	0	0	0	0
120504	Culinary Arts- Catering	AAS	2	0	0	0	0
120503	Culinary Arts- Entry Level Line Cook	CTS	4	1	0	0	0
120503	Culinary Arts- Chefs Apprentice	AAS	20	22	18	14	17
120503	Culinary Management	CTS	1	3	1	3	2
120501	Culinary Pastry Arts Apprentice	AAS	0	0	0	0	0
510910	Diagnostic Medical Sonography (Ultrasound)	PAC	12	12	11	12	11
513103	Dietetic Technician	AAS/AS	9	7	9	11	8
131210	Early Childhood Education	AA	0	0	0	0	0
460301	Electric Line Helper II	CTS	3	0	0	0	0

Program not available

Program Cancelled

Values that are displayed in GREEN indicate awards total greater than last academic year's awards total for active programs.

CIP Code	Program	Degree	2012-2013	2013-2014	2014-2015	2015-2016	2016-2017
150303	Electrical-Electronics Engineering Technology	AS	9	12	15	10	13
460302	Electrical Technology	CTS	1	1	0	0	0
460302	Electrician: Commercial	CTS		3	14	19	21
460302	Electrician: Residential	CTS	16	19	12	53	71
460302	Electrical Commercial Wiring 2	TD	0	0	0	0	0
460302	Electrician: Industrial	TD	0	0	0	0	0
460302	Electrician: Small Industrial	CTS		0	0	3	13
150401	Electronics Service Technology	AAS	9	8	9	7	9
510904	Emergency Medical Technician-Paramedic	CTS	8	3	10	9	8
510904	EMT - Paramedic	AAS	1	0	0	0	0
520701	Entrepreneurship	CTS	2	3	3	4	10
470199	EST - Computer Repair	AAS	3	3	0	0	0
500702	Fine Arts	AA	4	4	1	1	0
430201	Fire Science Technician	CTS	11	52	35	37	3
430203	Fire Science Technology	AAS	9	17	14	12	5
120301	Funeral Service Education	AAS	11	6	11	11	9
120302	Funeral Services	CTS					2
240199	General Science	AS	2	0	0	0	0
240102	General Studies Degree	AGS	255	323	323	338	322
240102	General Studies	CGS	399	1018	603	702	615
510707	Health Information Technology	AAS	17	6	12	8	6
010601	Horticulture	CTS	8	14	10	6	6
010601	Horticulture Technology	AAS	3	1	0	0	0
520901	Hospitality Management	AAS	13	13	7	22	18
500408	Interior Design	AA	4	9	12	8	4
500408	Interior Design	TD	2	0	0	0	0
500408	Kitchen & Bath Design	CTS	0	0	2	3	3
220301	Legal Secretary	CTS	3	8	6	7	7
520203	Logistics Technology	CTS	0	0	2	6	4
480501	Machine Tool Technology-CNC Operator	CTS	4	8	3	1	0
480501	Machine Tool Technology-Lathe Operator	CTS	2	7	2	0	0
480501	Machine Tool Technology-Mill Operator	CTS	0	4	1	0	0
520201	Management	AS	2	0	0	0	0
513501	Massage Therapy	CTS	13	26	18	6	11
510707	Medical Coding	CAS/CTS	20	7	4	11	10
511004	Medical Laboratory Technician	AAS	6	11	8	8	10
510707	Medical Registration Specialist	CTS		11	15	32	14
470604	Motor Vehicle Technology	CTS	16	28	28	38	26
470604	Motor Vehicle Technology	AAS	13	22	15	18	16
500901	Music	AA	6	1	1	1	0
510905	Nuclear Medicine Technology	PAC	7	6	6	6	8
513901	Nursing - Practical Nursing	TD	55	63	41	74	50
513801	Nursing - Registered Nursing	ASN/AS	227	270	272	278	219
510803	Occupational Therapy Assistant	AAS	14	18	20	20	19
511803	Ophthalmic Medical Assistant	CTS	11	12	14	13	12
120501	Pastry Arts Certificate	CTS	10	14	8	6	3
120501	Pastry Arts Degree	AAS	1	4	0	0	0
512601	Patient Care Technology	CTS	0	0	0	0	0
099999	Performance and Media Arts	AA	19	14	5	5	1

Program not available

Program Cancelled

Values that are displayed in GREEN indicate awards total greater than last academic year's awards total for active programs.

CIP Code	Program	Degree	2012-2013	2013-2014	2014-2015	2015-2016	2016-2017
510805	Pharmacy Technician	CTS	26	26	25	16	23
510806	Physical Therapy Assistant	AAS	22	22	23	27	26
519999	Polysomnographic Technology	AAS		0	5	5	6
480501	Precision Machining	CTS		0	2	16	10
510907	Radiation Therapy	PAC	6	5	0	5	4
510911	Radiologic Technology	AAS	30	27	30	30	24
510908	Respiratory Care Technology Degree	AAS	26	17	21	22	10
150701	Safety & Health Technology	CTS	0	0	0	0	0
150701	Safety & Health Technology	AAS	0	0	0	0	0
510909	Surgical Technology	CTS	28	24	22	29	27
130101	Teaching Grades 1-5	AS/AST	7	15	9	3	5
510808	Veterinary Technology	AAS	21	14	17	10	22
500409	Visual Communications-Graphic Design	AAS	17	23	21	15	12
110801	Web Site Design	CTS	3	4	2	2	1
480508	Welding: Shielded Metal Arc Welding	CTS	2	1	1	14	15
480508	Welding: Gas Tungsten Arc Welding	CTS	0	1	2	5	14
480508	Welding: Flux Cored & GMAW	CTS	0	0	0	5	15
480508	Welding	TD	3	2	0	0	0
	Total Degrees Awarded		945	918	1,137	909	1,303

Program not available

Program Cancelled

Values that are displayed in GREEN indicate awards total greater than last academic year's awards total for active programs.

Table 3. TCA Completer Totals from 2012-2013 to 2016-2017 Academic Years and by Gender, and by Ethnicity

	2012-2013	2013-2014	2014-2015	2015-2016	2016-2017
Total TCA Recipients (unduplicated)	823	821	1,029	831	1,166
Total TCA's by Gender (unduplicated)					
Male	313	393	472	332	535
Female	510	428	557	499	631
Total TCA's by Ethnicity (unduplicated)					
Asian	20	21	27	16	42
Native Hawaiian or Other Pacific Islander	1	1	0	1	1
American Indian or Alaska Native	1	3	4	6	4
Black or African American	371	406	535	415	504
Hispanic/Latino	63	55	76	59	114
White	290	230	306	269	409
Nonresident alien	3	11	10	9	11
Two or more races	14	25	23	26	31
Race and ethnicity unknown	60	69	48	30	50
Total Awards (includes multiple awards)					
TCA	945	918	1,137	909	1,303

Table 4. List of TCA Programs with CIP Code and Award Counts from 2012-2013 to 2016-2017 Academic Years

CIP Code	Incr. Key	Program	2012-2013	2013-2014	2014-2015	2015-2016	2016-2017
470199	01	A+ Certification	0	0	0	0	14
110901	01	Application Programming	0	0	0	0	61
150101	01	Architectural Contracting Practices	0	0	0	0	11
500999	01	Audio Engineering	0	5	10	8	12
151301	01	AutoCAD	0	0	0	0	16
513902	01	Certified Nursing Assistant	0	79	51	39	25
190709	01	Child Dev Associate Preparation	6	15	13	0	16
520401	01	Clerical Automation	4	11	2	6	2
120505	01	Culinary Cost Control	96	33	43	24	30
120505	02	Culinary Supervision	106	79	56	35	38
110301	01	Desktop Publishing	0	3	0	0	1
511011	01	Dialysis Technician	0	0	6	3	9
513104	01	Dietary Manager	0	1	3	1	1
500102	01	Digital Media Technologies	2	0	0	0	2
460302	01	Electrical Technology	0	0	0	0	0
510902	01	Electrocardiograph Technician	0	0	0	14	24
510904	03	Emergency Medical Responder	0	65	27	30	19
510904	01	Emergency Med Technician-Basic	142	36	111	11	118
340199	01	First Aid	364	193	340	367	275
480508	01	Flux Core and Gas Metal Arc Welding	0	0	0	0	13
120505	03	Food and Beverage Purchasing	45	38	36	36	37
120505	04	Food Safety and Sanitation	0	81	70	68	88
520203	01	Global Logistics Associate	0	0	0	0	21
111003	02	Information Security/Assurance	7	12	10	16	14
111006	01	Information Technology Support	0	1	0	0	0
520203	02	Logistics Tech: Entry Level	0	0	0	0	7
520203	03	Logistics Tech: Front Line Supply	0	0	0	0	4
520201	01	Mgmt Trainee in General Business	22	20	33	40	37
470604	01	Motor Veh Maint & Light Repair	7	5	4	1	1
500909	01	Music Business	12	5	6	4	12
159999	01	NCCER Technical Core Studies	105	210	262	138	171
110901	02	NET+ Certification	0	0	0	0	14
511099	01	Phlebotomy Technician	4	13	23	19	18
150303	01	PLC Programming	0	0	0	0	14
500302	01	Quickbooks	0	0	0	0	109
521501	01	Real Estate Sales Agent	23	13	31	49	53
151301	02	Revit	0	0	0	0	8
110801	01	Web Programming	0	0	0	0	8
		Total TCAs (includes duplicates)	945	918	1,137	909	1,303

Program not available

This publication is only available online.

Suggested Citation

Completer's Report 2016-2017, August 2017. (Office of Planning and Research)
Delgado Community College, New Orleans, LA

Content Contact

Brian Auriti, M.L.I.S.
Research Manager, Institutional Research
baurit@dcc.edu

The Office of Planning and Research's staff provide the administration, faculty, and staff with data resources for use in decision making, assessment, and institutional effectiveness initiatives.

Additional resources

Statistical Reports in DocuShare:

<http://docuShare3.dcc.edu/docuShare/dsweb/View/Collection-79>

Office Webpage:

<http://www.dcc.edu/departments/ir/>